

UKRAINE COVID-19 DAILY SITUATION REPORT

December 7, 2021; 09:00



МІНІСТЕРСТВО
ОХОРОНИ
ЗДОРОВ'Я
УКРАЇНИ




ЦЕНТР
ГРОМАДСЬКОГО
ЗДОРОВ'Я

Dr. Jarno Habicht
WHO Representative
Kyiv, 04071, Ukraine
+38 044 428 55 55
<http://www.euro.who.int/en/countries/ukraine>

Dr. Victor Liashko
Minister of Health
Kyiv 01601, Ukraine
Tel.: +380 44 200 0790
<http://www.moz.gov.ua>

Public Health Center of the
Ministry of Health of Ukraine
Kyiv, 04071, Ukraine
Yaroslavskaya st., 41
Tel.: +380 44 425 43 54
phc.org.ua
covid2019@phc.org.ua



CONFIRMED
3 510 610 (+8 655)

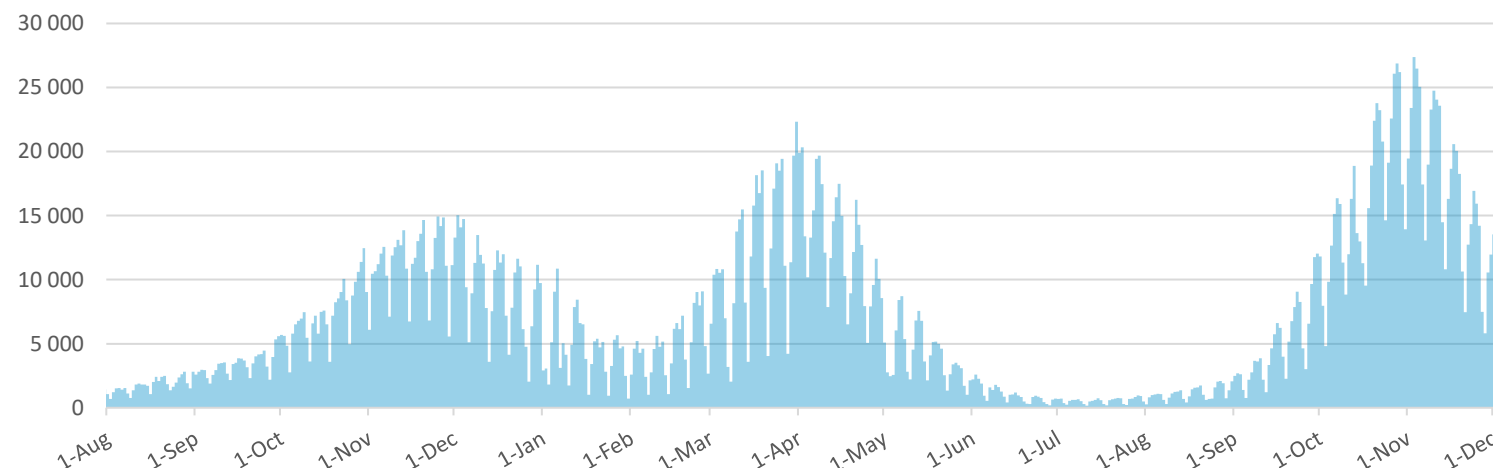


DEATHS
88 986 (+467)



RECOVERED
3 082 619 (+22 878)

Confirmed cases by the date of reporting



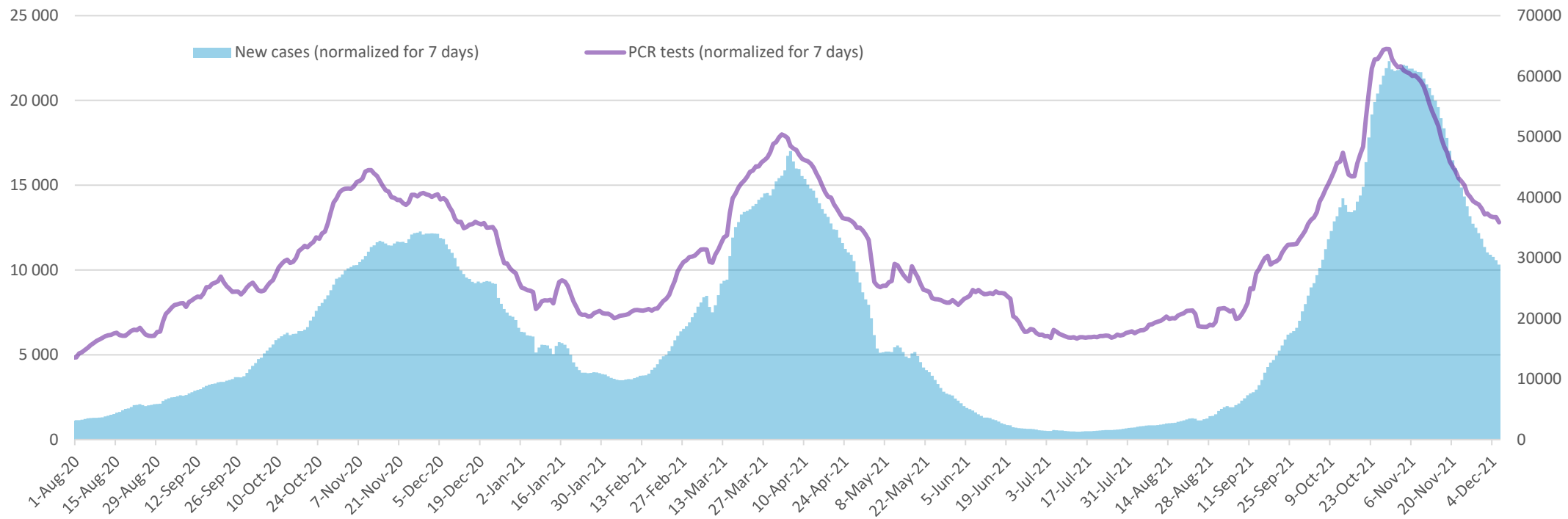
Top-5 regions by cases in last 30 days

Region	Cases	%
Kyiv city	37 458	8,9%
Dnipropetrovsk	33 453	7,9%
Odessa	24 613	5,8%
Poltava	24 391	5,8%
Donetsk	23 417	5,5%
Others	278 777	66,0%

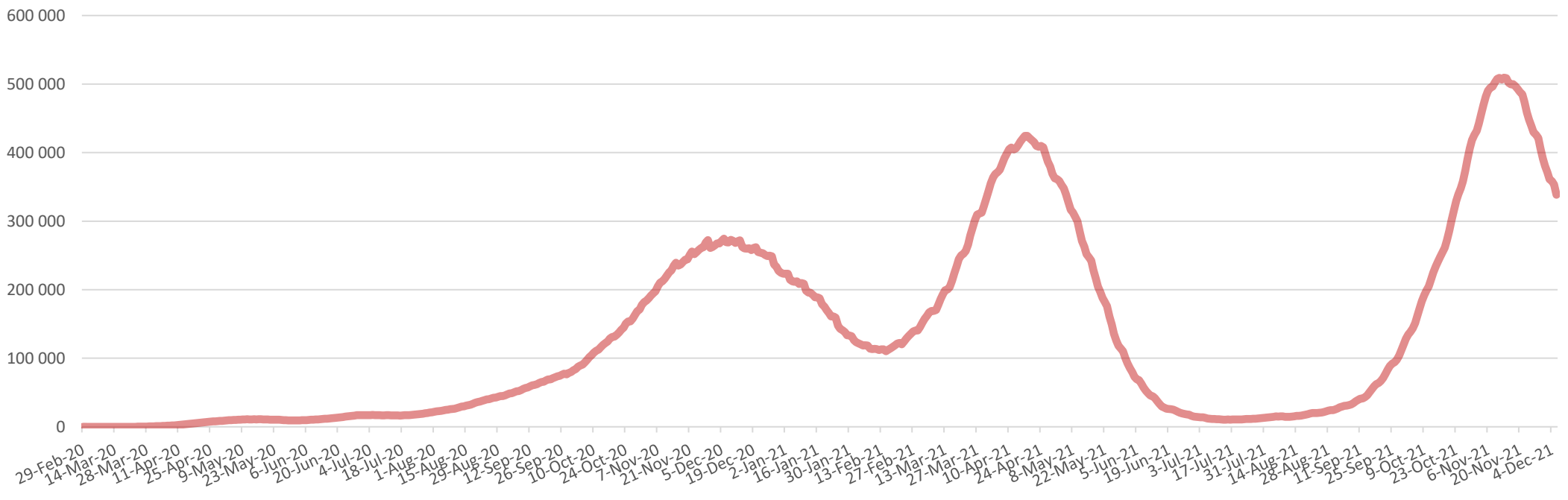
General information

Data source used in this daily situation report is provided
by the [Ministry of Health of Ukraine](#)
and by [the Public Health Center of the Ministry of Health of Ukraine](#).

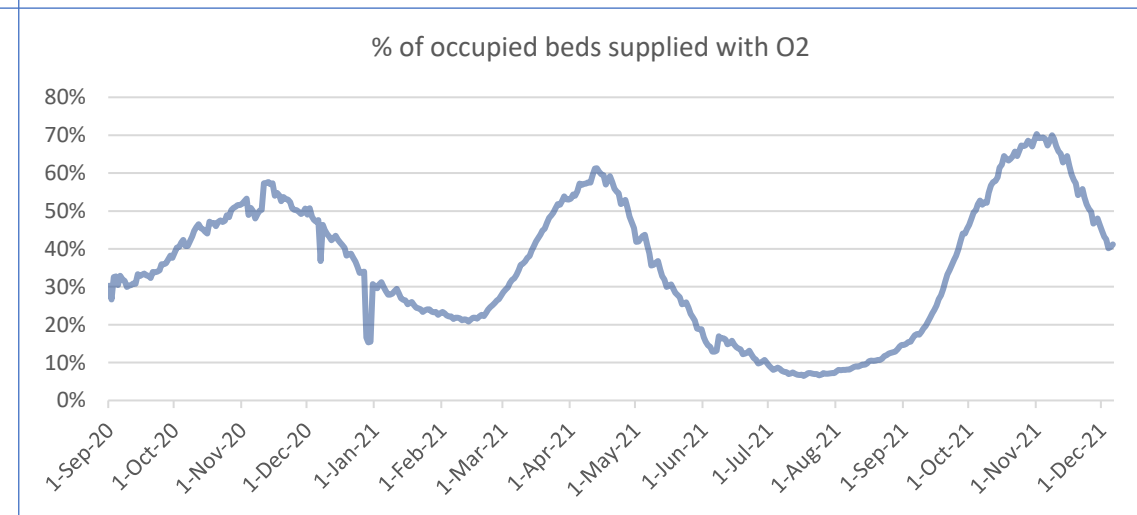
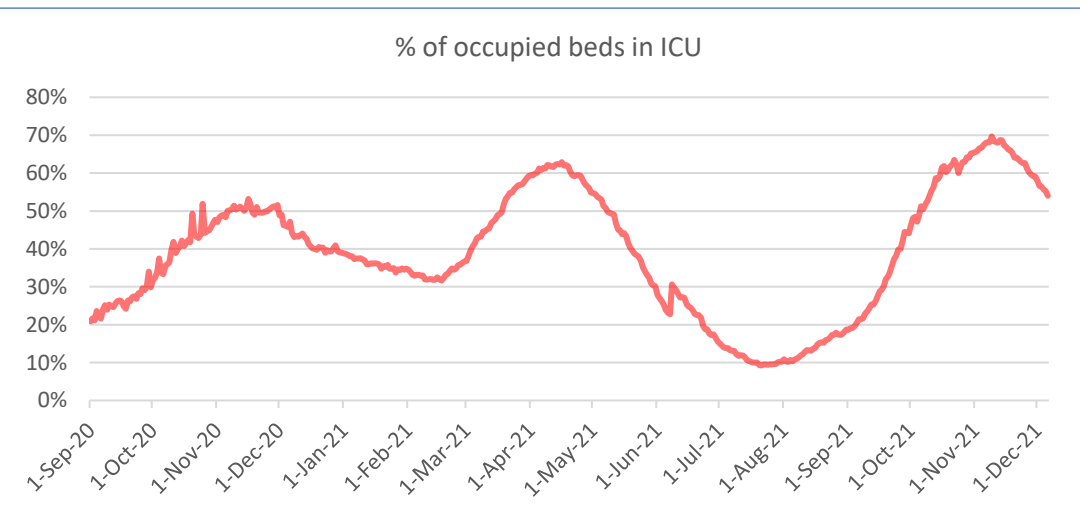
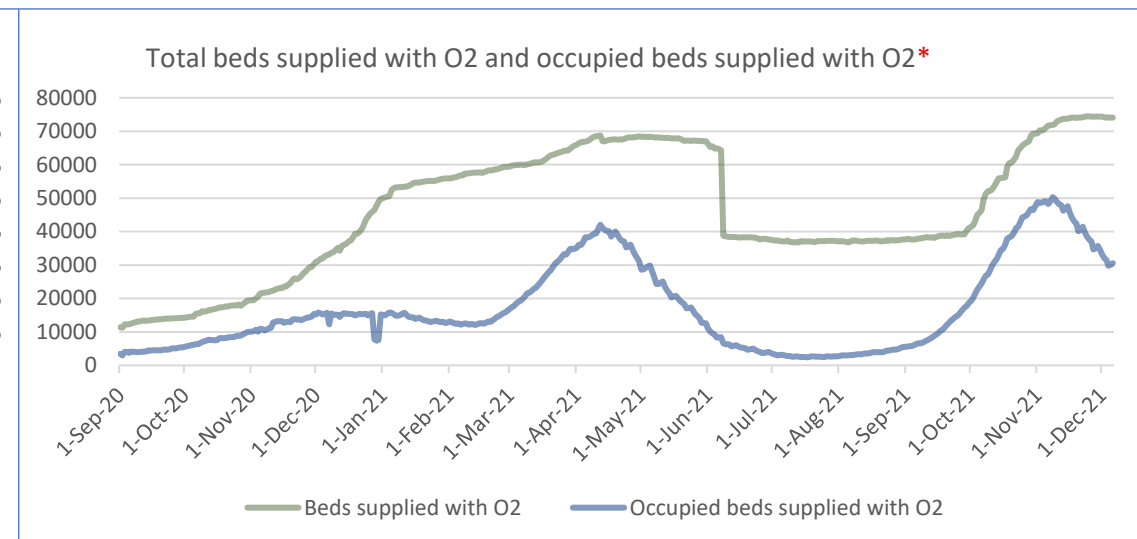
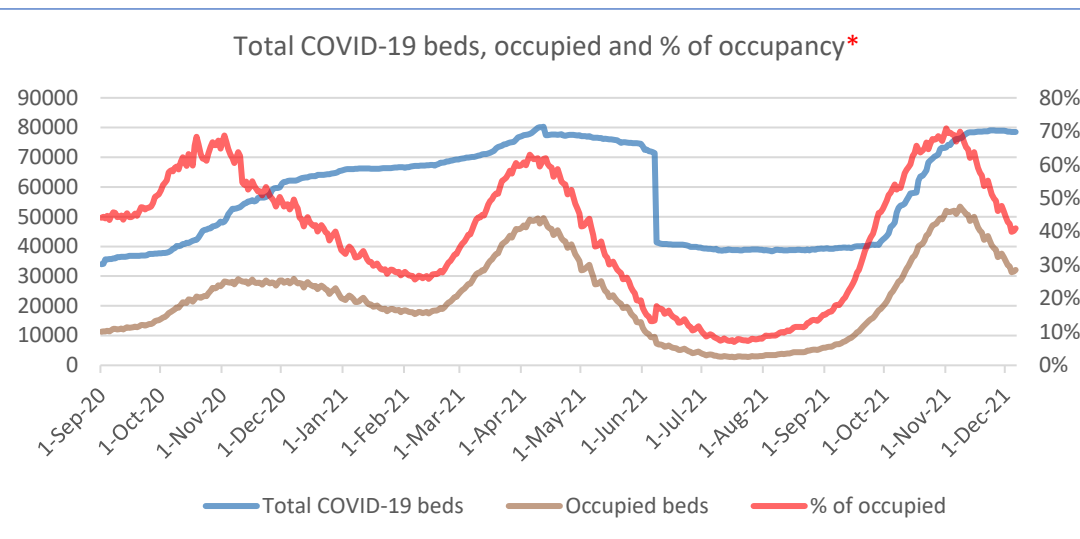
Comparison of number of daily confirmed cases and daily PCR tests (normalized for 7 days)



Trend in a total number of active cases



Selected indicators showing hospitalization trends



Regions with highest increase and general information

Current regions with highest share of occupied beds supplied with oxygen:

- Zakarpattia region – 58.7%
- Kirovograd region – 56.1%

Share of beds occupied by suspected and confirmed cases in the same regions:

- Zakarpattia region – 59.2%
- Kirovograd region – 56.1%

Share of beds occupied in ICU:

- Zakarpattia region – 65%
- Kirovograd region – 75.3%

Detailed information on hospital needs, bed occupancy, access to oxygen and other related issues you can find on [the dashboard via this link](#).

Information represented in the dashboard is provided by the Ministry of Health of Ukraine.

*a dropdown in the number of total COVID-19 beds and beds supplied with oxygen in June is due to the decision to reduce the number of COVID-19 designated hospitals.

Indicators for COVID-19 epidemic process in Ukraine

Region	Past 7-day cumulative cases	Past 7-day incidence	% change of 7-day cumulative incidence*	Past 14-days cumulative cases	Past 14-day incidence	% change of 14-day cumulative incidence*	Mortality per 100 000 population	Active cases	Active cases per 100 000 population
Kyiv city	8 463	285,4	-7,3%	17 588	593,2	-2,5%	260,9	29 084	980,9
Vinnitsya	3 046	197,9	-29,3%	7 356	477,9	-18,4%	183,5	15 240	990,1
Volyn	3 251	315,6	-1,7%	6 558	636,6	-8,6%	197,9	10 308	1000,6
Dnipropetrovsk	3 467	109,6	-30,9%	8 486	268,2	-46,3%	258,4	14 092	445,4
Donetsk	4 304	229,2	-20,5%	9 718	517,5	-15,2%	250,6	8 037	427,9
Zhytomyr	2 759	229,2	7,1%	5 334	443,2	-8,8%	255,6	9 683	804,5
Zakarpattia	2 342	187,0	-14,5%	5 081	405,6	-6,7%	169,2	9 691	773,6
Zaporizhia	3 614	215,1	-28,1%	8 637	514,1	-25,0%	278,8	19 933	1186,6
Ivano-Frankivsk	1 887	138,2	-18,4%	4 199	307,5	-29,5%	213,5	14 665	1074,1
Kyiv oblast	4 003	224,6	-7,9%	8 351	468,7	-16,4%	241,8	18 578	1042,6
Kirovograd	1 080	116,3	-11,0%	2 294	247,1	-9,7%	140,2	4 689	505,1
Luhansk	959	142,6	-23,6%	2 215	329,4	-19,7%	305,6	4 497	668,8
Lviv	3 422	136,5	-17,1%	7 552	301,3	-17,3%	224,5	16 733	667,5
Mykolaiv	2 541	227,8	-21,3%	5 770	517,2	-33,9%	277,7	7 406	663,8
Odesa	3 401	143,3	-2,4%	6 885	290,0	-26,3%	224,6	40 839	1720,4
Poltava	4 315	312,4	-18,4%	9 604	695,3	-15,2%	243,0	14 289	1034,4
Rivne	2 567	223,0	-17,8%	5 691	494,3	-17,7%	184,5	8 473	736,0
Sumy	2 061	193,9	-19,6%	4 623	434,9	-16,4%	249,1	7 183	675,7
Ternopil	1 628	157,2	-5,3%	3 348	323,2	-12,8%	192,8	6 667	643,6
Kharkiv	2 761	104,2	-15,1%	6 014	227,0	-14,8%	221,8	20 550	775,6
Kherson	899	87,8	-26,7%	2 126	207,6	-24,2%	249,0	13 798	1347,7
Khmelnysky	2 883	230,5	-22,1%	6 582	526,2	-18,3%	244,5	10 516	840,7
Cherkasy	3 551	299,2	8,6%	6 822	574,8	-5,6%	195,1	15 056	1268,6
Chernivtsi	1 102	122,5	-12,2%	2 357	262,0	-9,4%	319,0	7 841	871,5
Chernihiv	1 923	195,0	-18,5%	4 283	434,3	-22,6%	222,8	11 157	1131,3
Ukraine	72 229	189,7	-12,9%	157 474	413,5	-15,8%	233,6	339 005	890,1

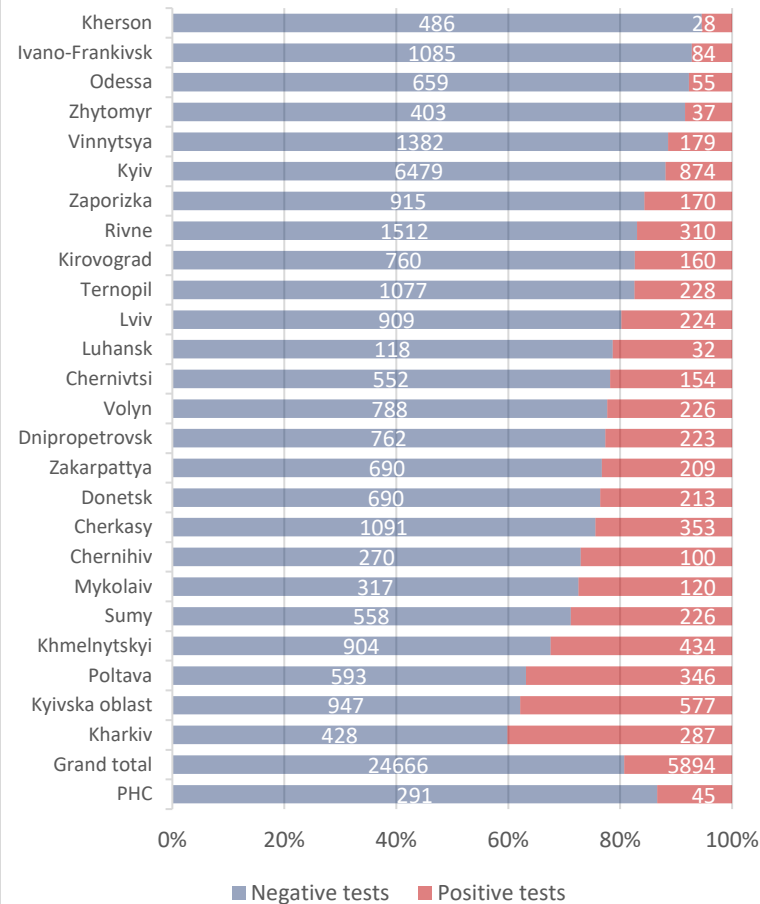
**(Current 14/7-day cumulative incidence – 14/7-day cumulative incidence one week ago) / 14/7-day incidence one week ago.*

Green – decline in % change.

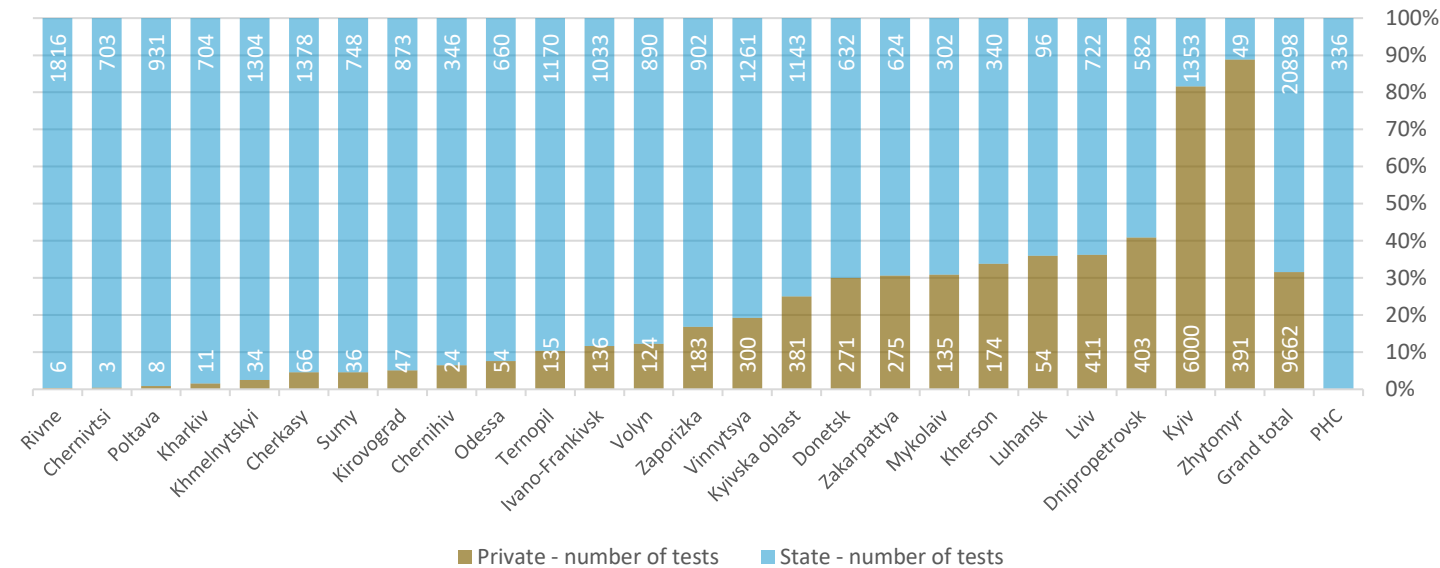
Yellow – slight increase (from 0% to 20%).

Red – significant increase (higher than 20%).

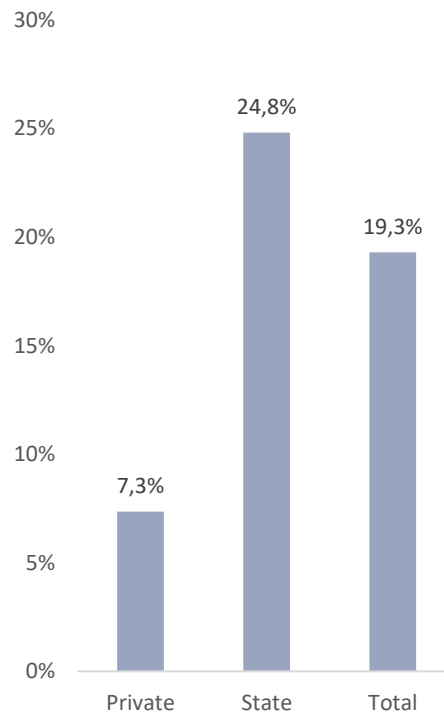
Number of positive* and negative results



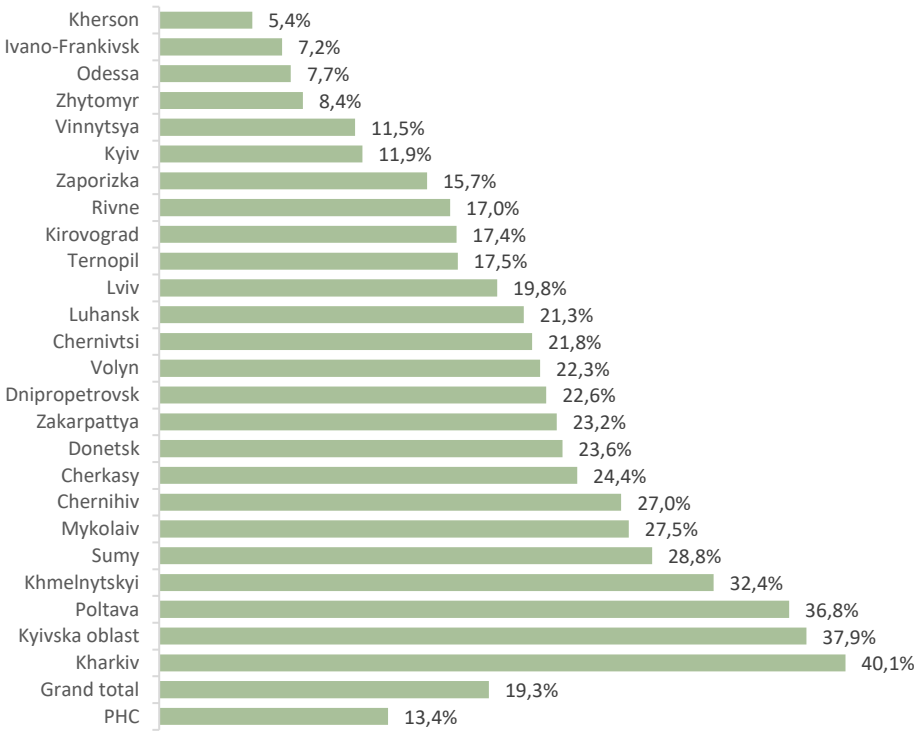
Share of tests done in private and state labs



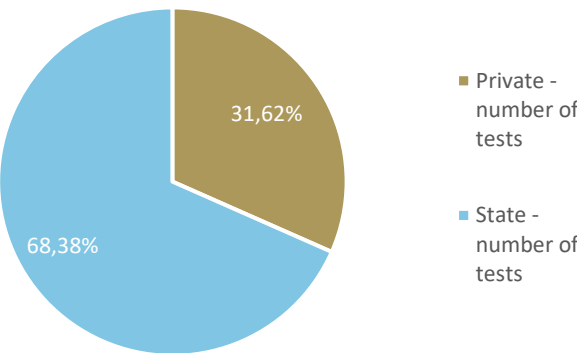
Positivity rate in private and state labs



Percent of positive result

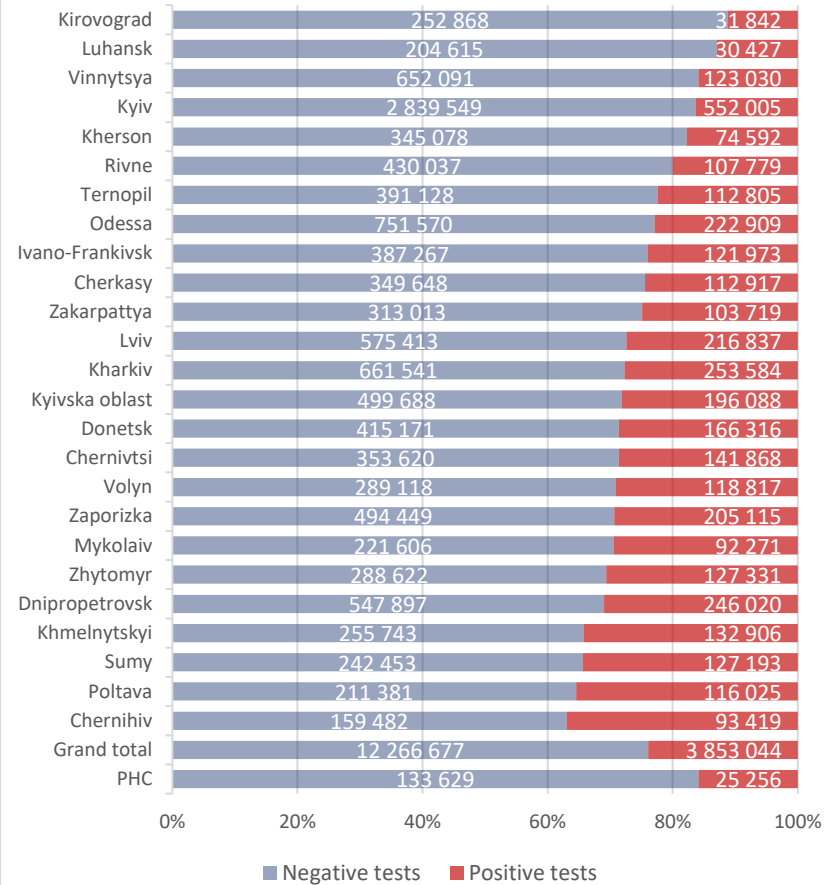


Tests done in private and state labs

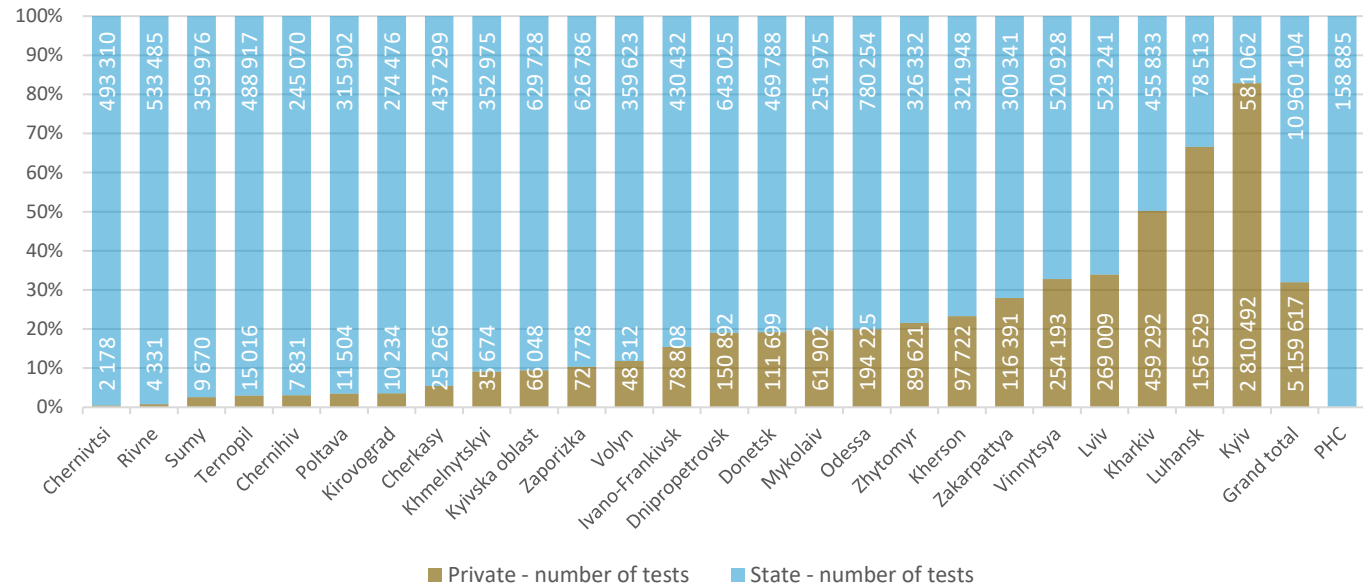


Cumulative information about laboratories and PCR testing in regions (as of December 7; 09:00)

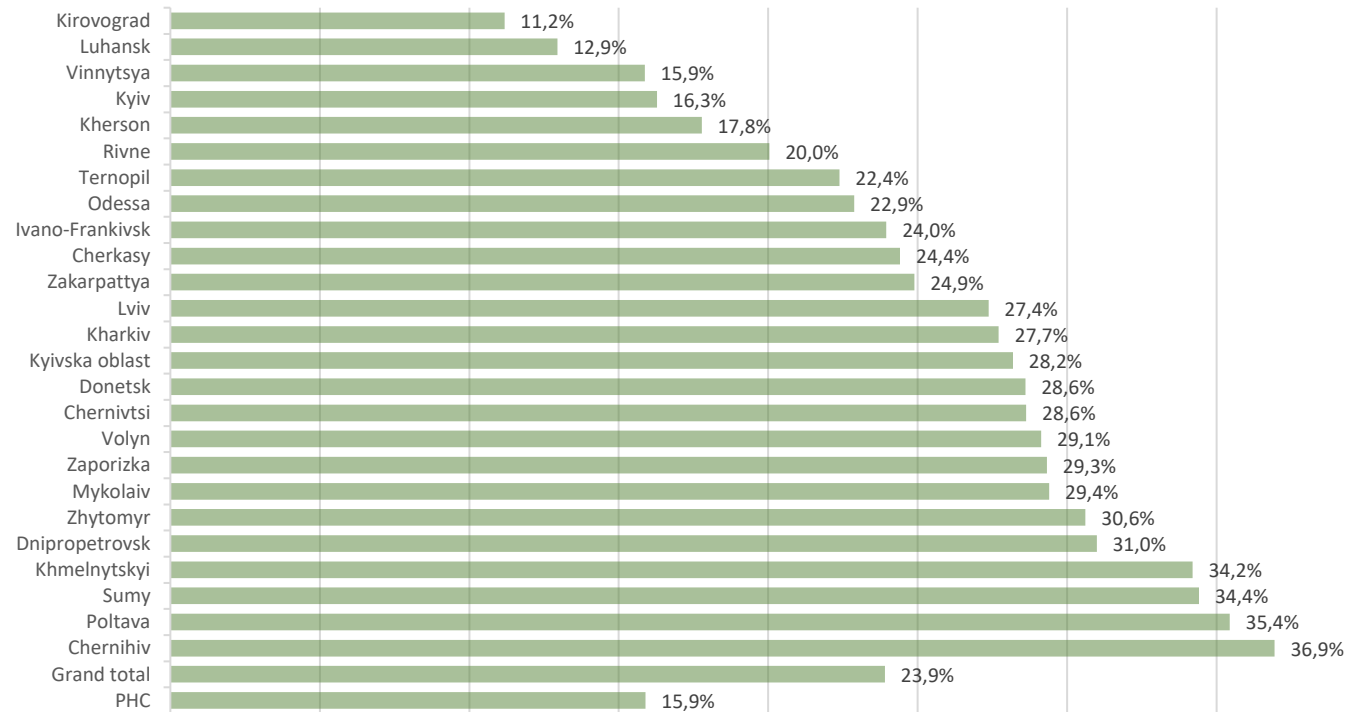
Number of positive* and negative results



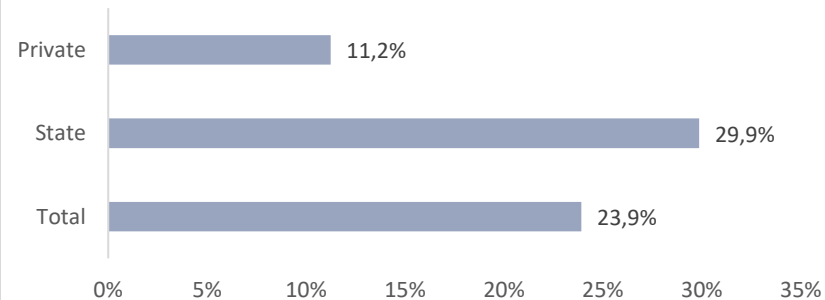
Share of tests done in private and state labs



Percent of positive result



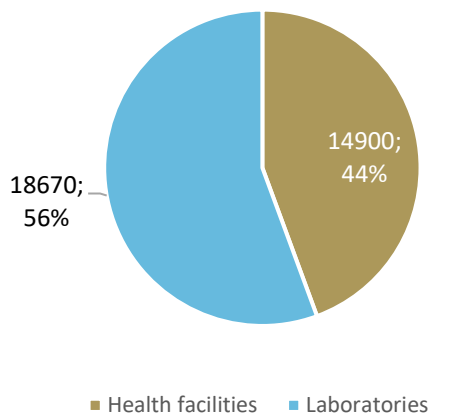
Positivity rate in private and state labs



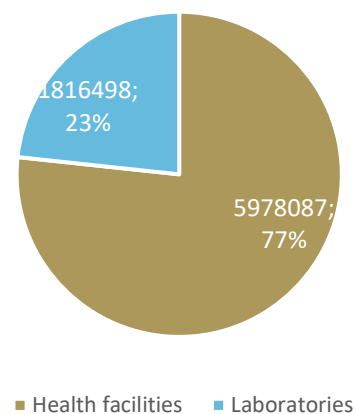
*Positive results also include positive re-tests.

Information about Ag-RDT tests done in regions (as of December 7; 09:00)

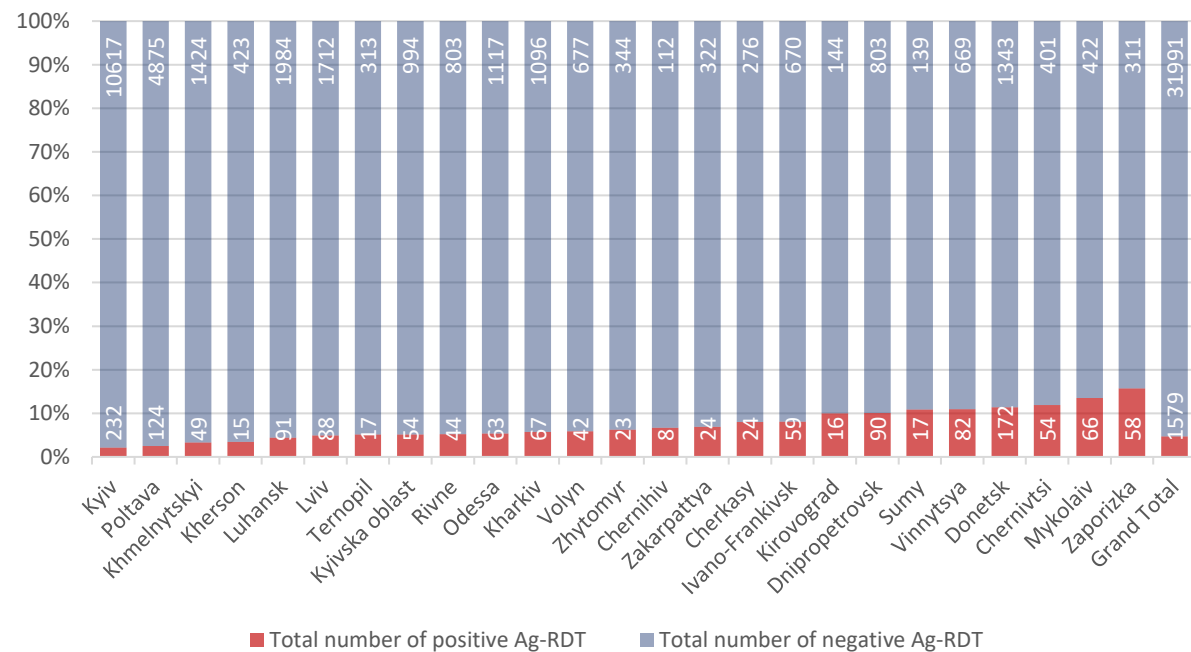
Daily share of tests done in laboratories and health facilities



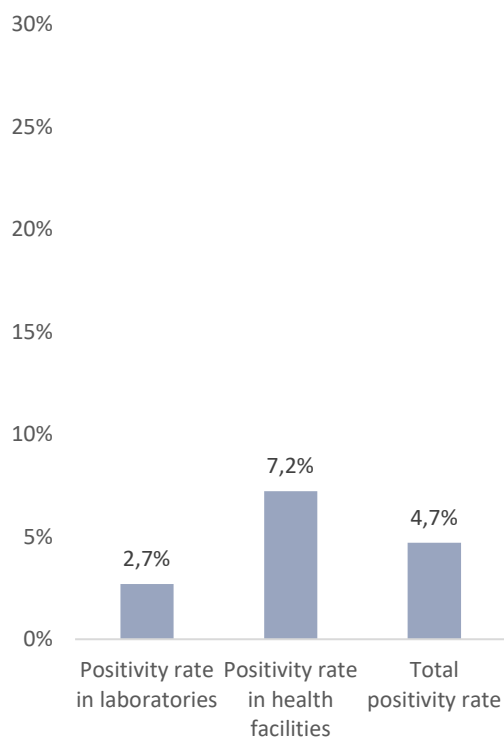
Cumulative share of tests done in laboratories and health facilities



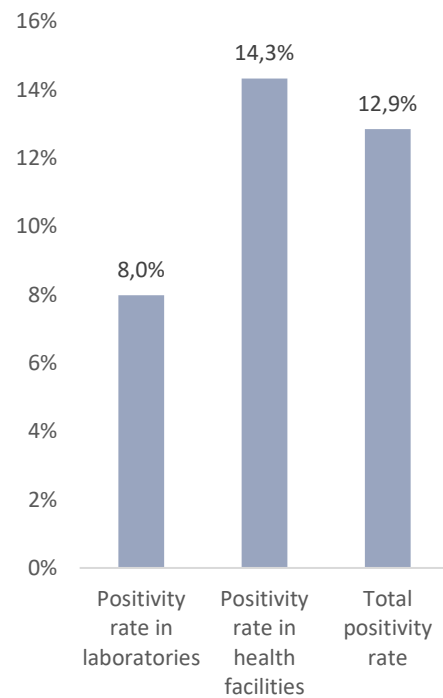
Daily share of positive and negative results



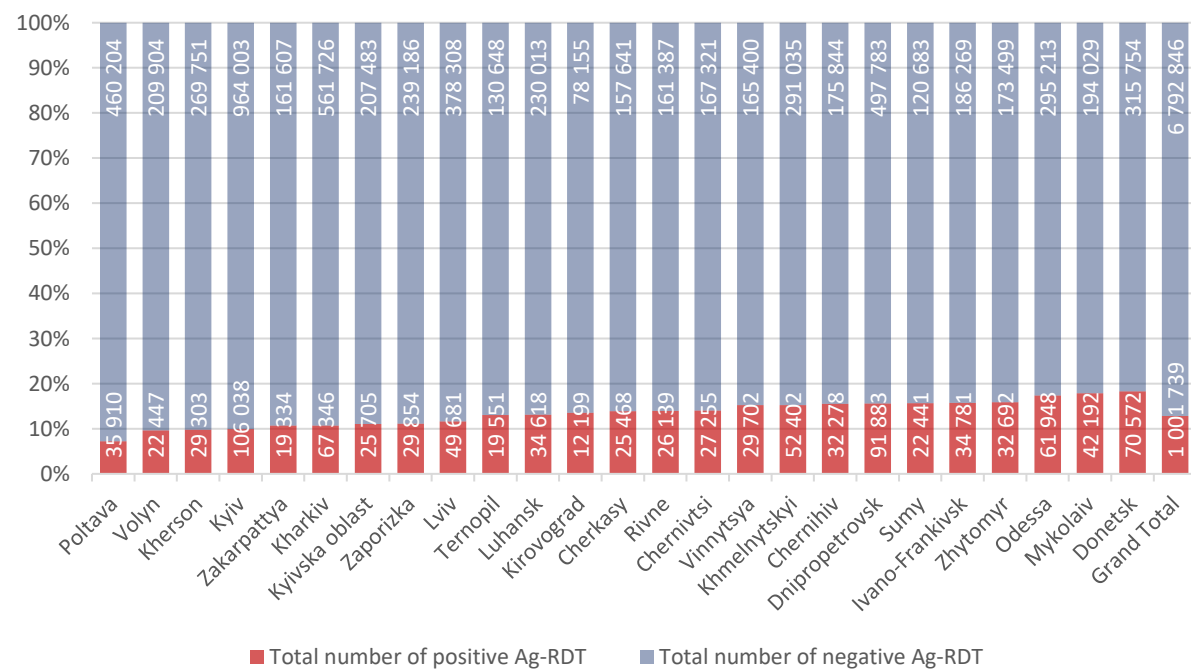
Daily positivity rate in laboratories and health facilities



Cumulative positivity rate in laboratories and health facilities

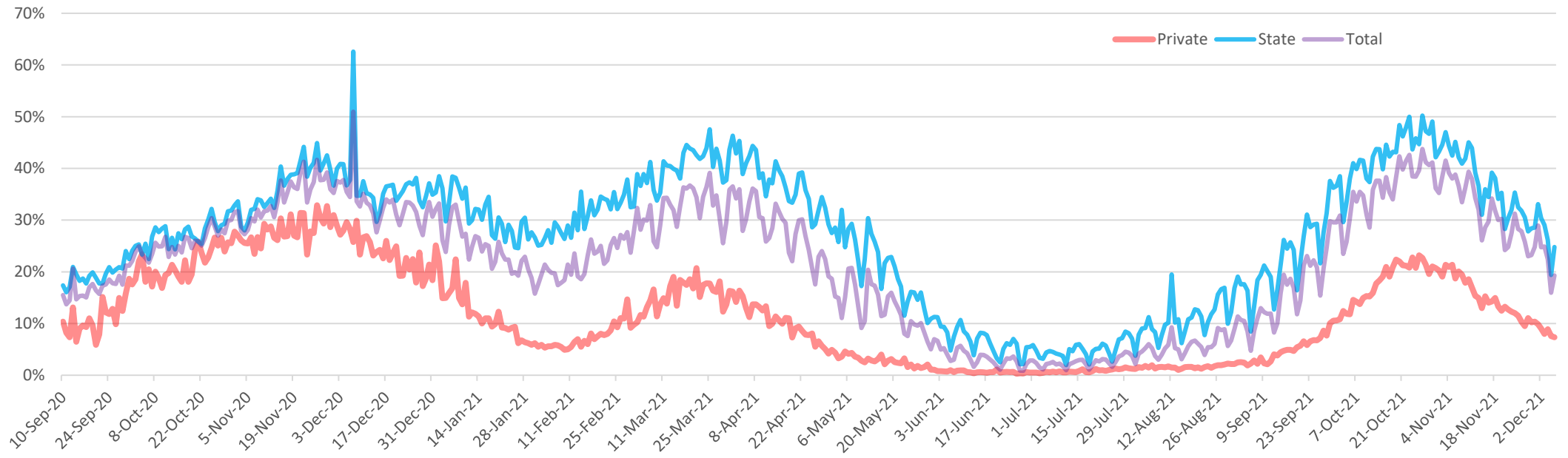


Cumulative share of positive and negative results

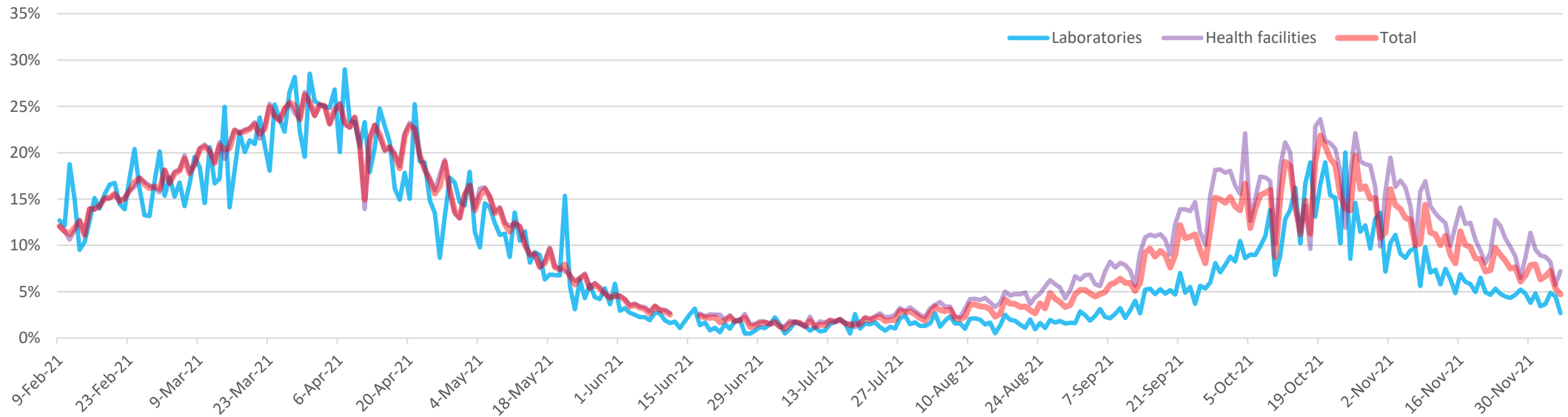


Trend in test positivity rate

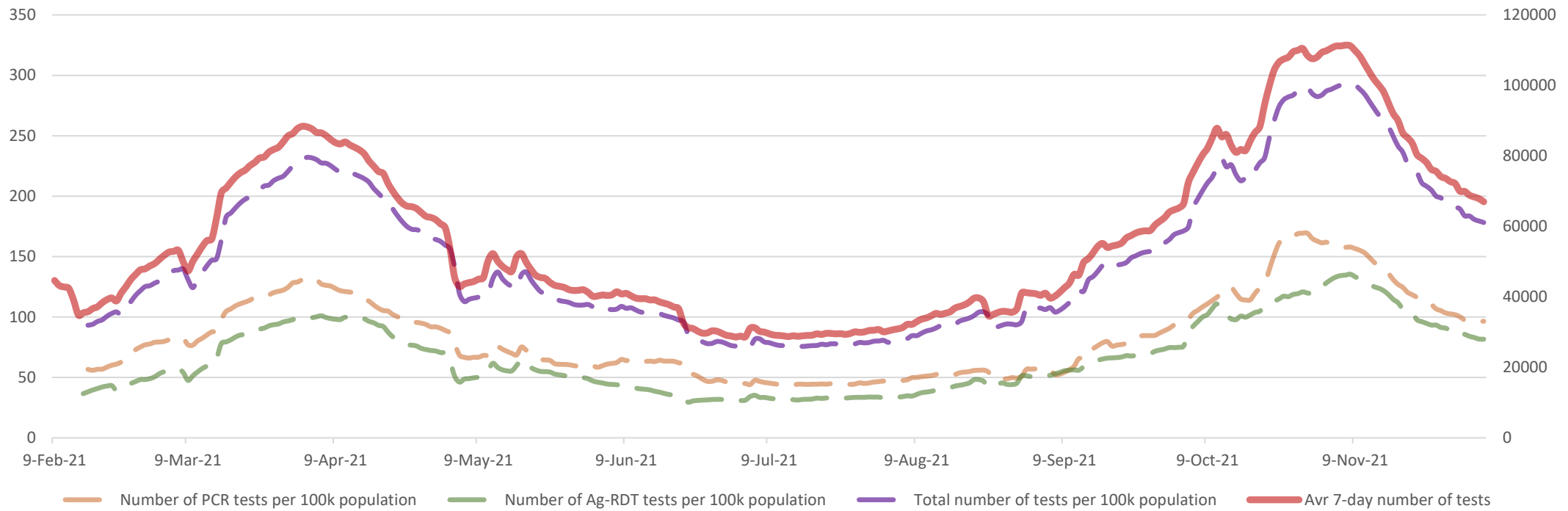
PCR



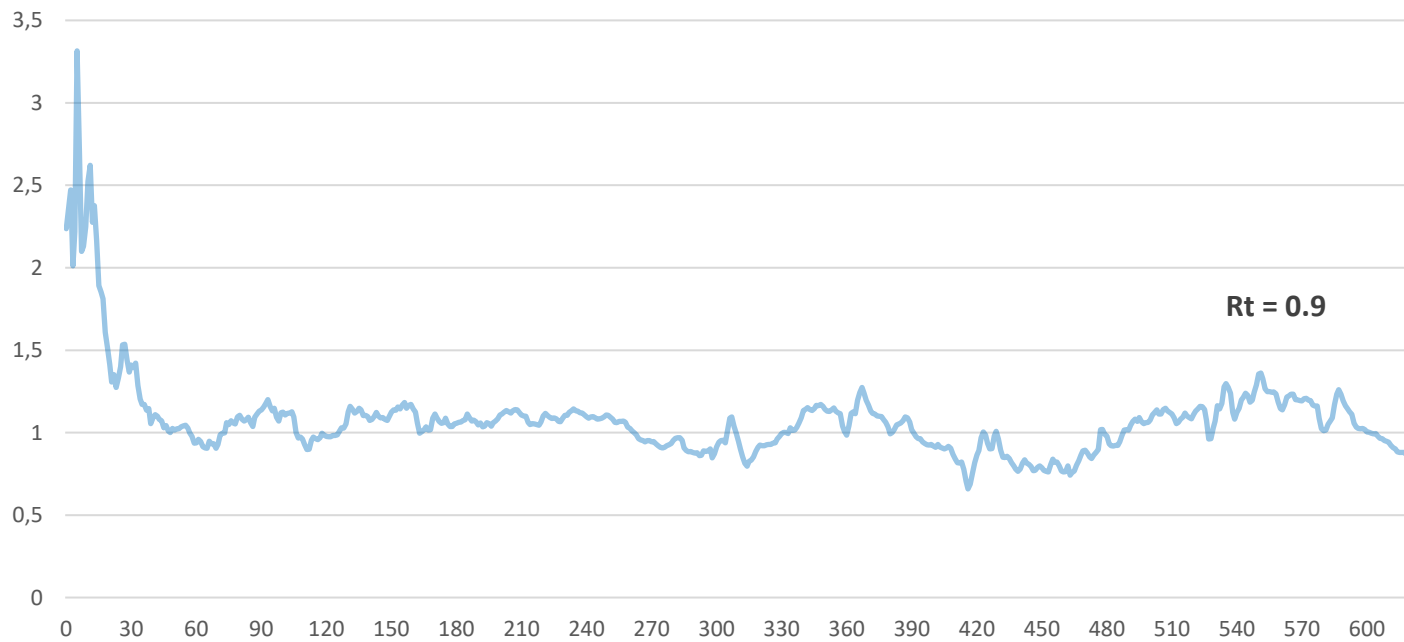
Ag-RDT (as of December 7; 09:00)



Number of tests per 100,000 population (averaged for 7 days)



Estimated median reproduction number based on date of reporting (7 day moving average)



Relevant links

- [Vaccination in Ukraine](#)
- [WHO Euro Regional interactive dashboard](#) (English)
- [WHO Euro Regional interactive dashboard](#) (Russian)
- [Daily situation report](#)
- [Updated WHO advice for international travel](#)
- [WHO global interactive dashboard](#)
- [Public Health Center of the MoH](#)
- [Coronavirus in Ukraine](#)